EAE AYDINLATMA

ARKTOS MONTAJ KILAVUZU / **ARKTOS SOLAR MONTAJ KILAVUZU**

Voltaj / voltage: 220-240 VAC Frekans/Frequency50-60 / *Voltaj / voltage: 24V DC Frekans/Frequency 0HZ*

ARKTOS INSTALLATION GUIDE CE **ARKTOS SOLAR INSTALLATION GUIDE**

Bu armatür ilgili standartlara uygun dizayn edilmiş ve üretilmiştir.Montajı yanlızca,teknik personeller tarafından talimatlara uygun yapılmalıdır.

This luminaire has been desingned and manufactured followink all Relevant standards. For non-user replaceable light sources: The light source in this luminaire shall onl be reblaced by the manufacturer or his service or a similar qualified person.

IP 66

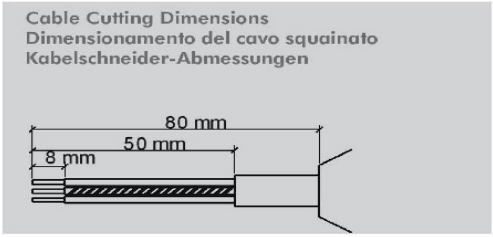





1) Boru montaj aparatı armatüre uygun konuma getirilir.

1) Place suspension set with the luminaire.

2)Montaj aparatının vidaları sıkılarak armatüre sabitlenir.

2) Fix suspension set to the luminaire.

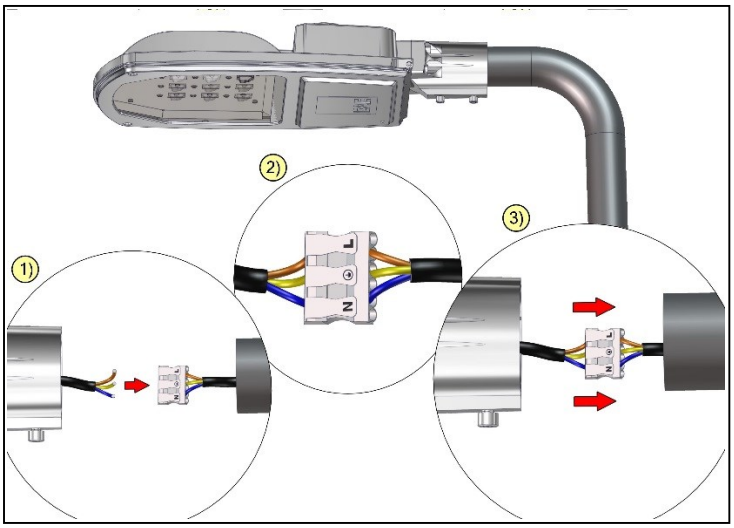

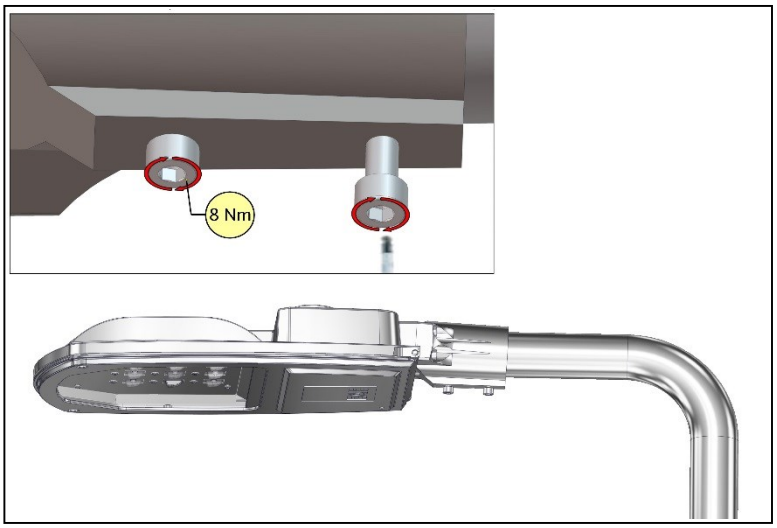

3) Armatürün enerji kablosunun montajı yapılıp direğe sabitlenir.

3) Mount energy cable and fix the luminaire to the pole.

4) Direğe sabitlenen ürünün bağlantı aparatının vidaları sıkılarak montaj tamamlanmış olur.

4) Screw conection cable of the luminaire on the pole

Bu talimat armatürle ilgili ileride oluşabilecek bakım işleri için saklanmalıdır. **Yukarıdaki talimatlara uygunsuzluk otomatik olarak EAE'nin sorumluluğu dışındadır.**
The present intrunction paper has to bekept for any future maintenance oparation the luminate.Non compliance with the above will automatically release EAE's from any responsibility.

İkitelli Org.Böl. Ziya Gökalp Mah.Eski Turgut Özal Cad.No: 20 Başakşehir / İstanbul / TÜRKİYE Phone : + 90 (212) 413 21 00 Fax: +90 (212) 549 37 90
GERMANY :0049 203 29697840 – ITALY : 0039 02 36 555 400
eaeaydinlatma.com

engineering the light

EAE

ARKTOS MONTAJ KILAVUZU / **ARKTOS SOLAR MONTAJ KILAVUZU**

Voltaj / voltage: 220-240 VAC Frekans/Frequency50-60 / *Voltaj / voltage: 24V DC Frekans/Frequency 0HZ*

ARKTOS INSTALLATION GUIDE — ARKTOS SOLAR INSTALLATION GUIDE

AYDINLATMA ...ndartlara uygun dizayn edilmiş ve üretilmiştir.Montajı yanlızca,tekn... soneller tarafından talimatlara uygun yapılmalıdır.

This luminaire has been desingned and manufactured followink all Relevant standards. For non-user replaceable light sources: The light source in this luminaire shall onl be reblaced by the manufacturer or his service or a similar qualified person.

IP 66

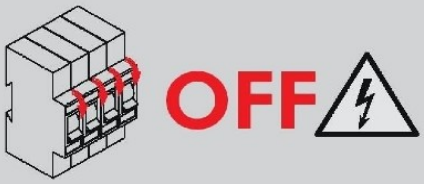

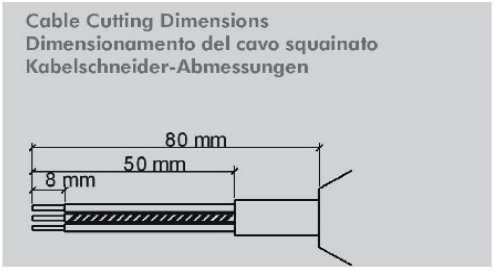



TEKNİK RESİM

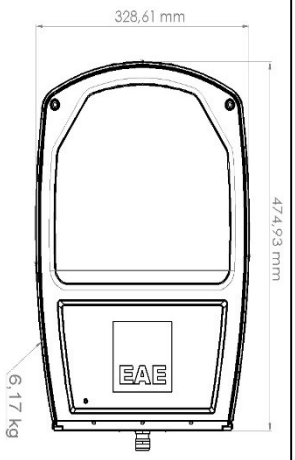

DRAWINGS

OPSİYONEL PARÇA RESİMLERİ — OPTIONAL COMPONENT PICTURES

Dikey Tekli Direk Montaj Tk. Çap: (60 mm ve 76 mm) Sipariş Kodu: 41362 Sipariş Kodu: 41361		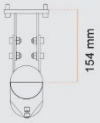	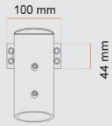	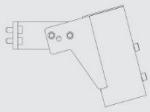
Yatay Tekli Direk Montaj Tk. Çap: (48 mm ve 60 mm) Sipariş Kodu: 41364 Sipariş Kodu: 41365		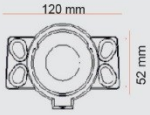	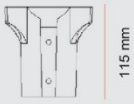	
Duvar Ve Zemine Montaj Tk.	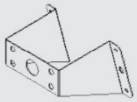	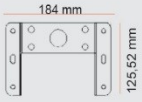		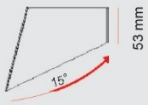
Köşe Montaj Tk.	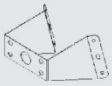	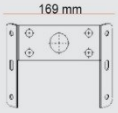	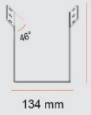	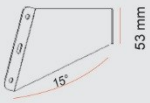

Bu talimat armatürle ilgili ileride oluşabilecek bakım işleri için saklanmalıdır. **Yukarıdaki talimatlara uygunsuzluk otomatik olarak EAE'nin sorumluluğu dışındadır.**
The present intrunction paper has to bekept for any future maintenance oparation the luminate.Non compliance with the above will automatically release EAE's from any responsibility.

İkitelli Org.Böl. Ziya Gökalp Mah.Eski Turgut Özal Cad.No: 20 Başakşehir / İstanbul / TÜRKİYE Phone : + 90 (212) 413 21 00 Fax: +90 (212) 549 37 90
GERMANY :0049 203 29697840 – ITALY : 0039 02 36 555 400
eaeaydinlatma.com

engineering the light