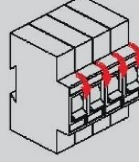
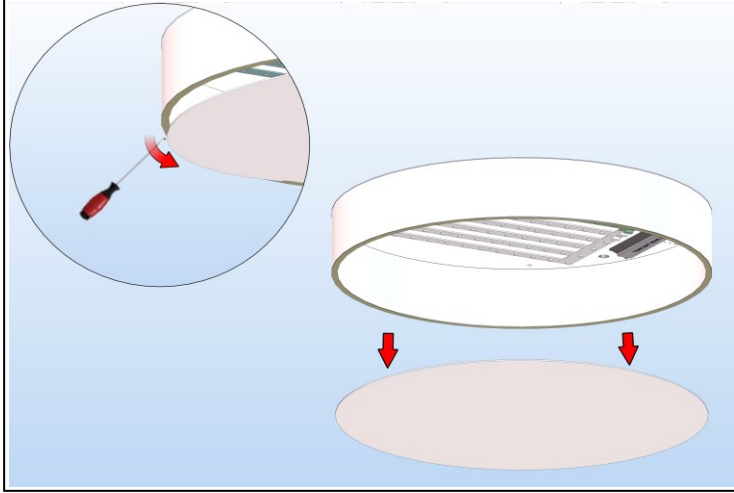
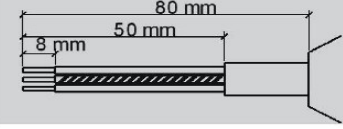
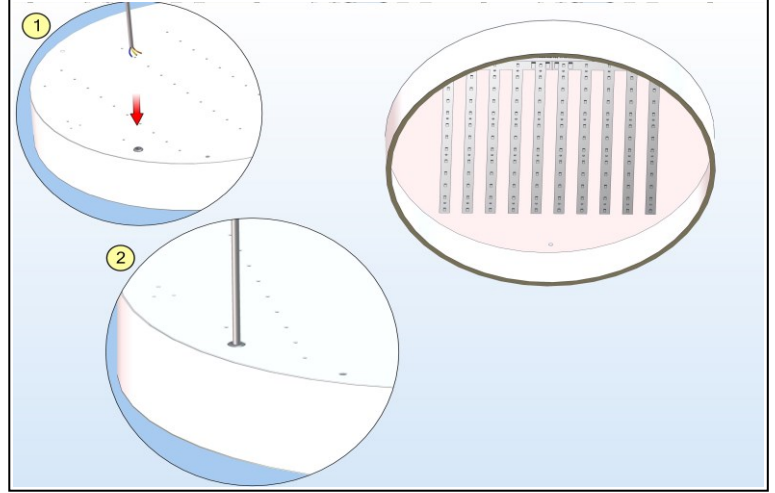


Bu armatür ilgili standartlara uygun dizayn edilmiş ve üretilmiştir. Montajı yalnızca, teknik personeller tarafından talimatlara uygun yapılmalıdır.

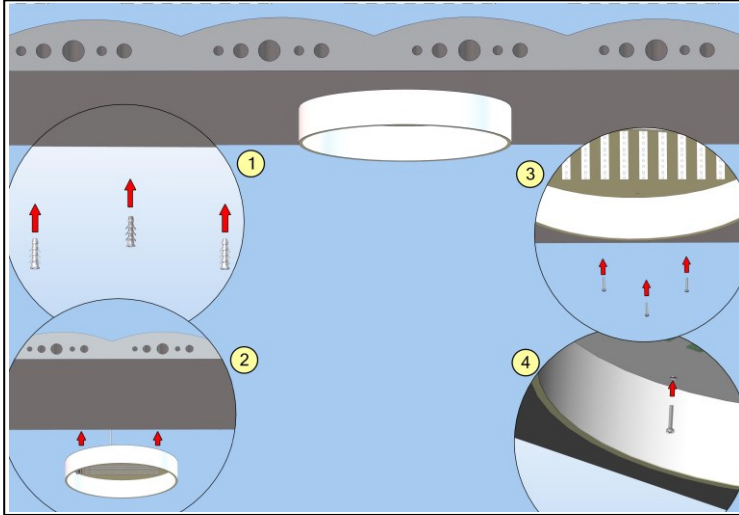
This luminaire has been designed and manufactured according to relevant standards. For luminaires with non-user replaceable light sources, the light sources must be replaced by the manufacturer, his service agent or other similarly qualified people.

**IP 20****OFF**Kablo Kesim Boyları
Cable Cutting Dimensions**1) Difüzör gövdeden çıkarılır.**

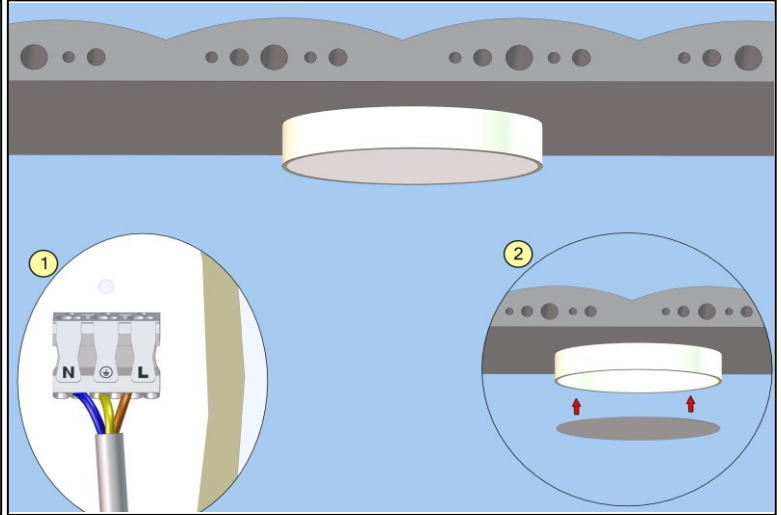
1) Diffuser is removed from the body.

**2) Ürüne enerji girişi yapılır.**

2) Power supply is made to the product.

**3) Önceden ölçüleri alınıp delinmiş tavan deliklerine vida kullanılarak ürün tavana sabitlenir.**

3) The product is fixed to the ceiling using screws in to the holes drilled prior to the installation

**4) Kablo montajı yapılır difüzör yerine takılarak montaj işlemi tamamlanır.**

4) Cable assembly installation is completed by reassembling the diffuser.

Bu talimat armatürle ilgili ileride oluşabilecek bakım işleri için saklanmalıdır. Yukarıdaki talimatlara uygunsuzluk otomatik olarak EAE'nin sorumluluğu dışındadır.
The present instruction paper has to be kept for any future maintenance operation the luminaire. Non compliance with the above will automatically release EAE's from any responsibility.