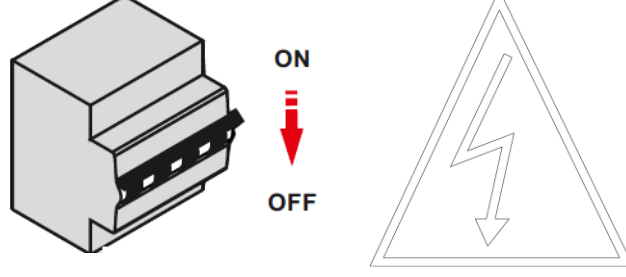




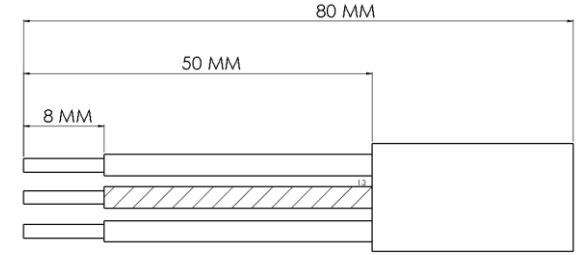
D- BAR INSTALLATION GUIDE CE Voltaj / voltage: 220 – 240 VAC Frekans/Frequency 50-60 HZ

Bu armatür ilgili standartlara uygun dizayn edilmiş ve üretilmiştir. Montajı yalnızca, teknik personeller tarafından talimatlara uygun yapılmalıdır. This luminaire has been designed and manufactured according to relevant standards. For luminaires with non-user replaceable light sources, the light sources must be replaced by the manufacturer, his service agent or other similarly qualified people.

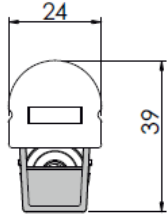
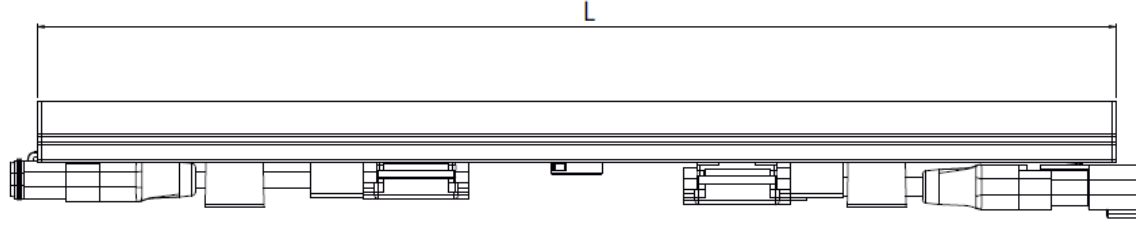
IP66



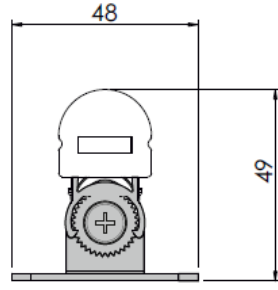
Kablo Kesim Boyları
Cable Cuntting Dimensions



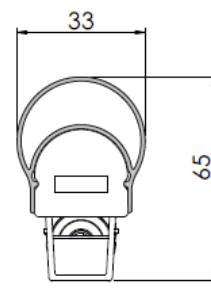
Işık rengi Colour designation	Güç Tüketimi (W/m) power consumption	Besleme Gerilimi (V) Supply Voltage	Çalışma Sıcaklığı (°C) Operation Temperature	Ürün boyutu (cm) product size (L)	Ağırlık (kg/m) Weight (kg/m)
Sıcak beyaz / Warm white	10	48 (DC)	-25 / +50	30-40-50-60-70---100-110-120---150	0,50-0,75
Soğuk beyaz / Cold white	10	48 (DC)	-25 / +50	30-40-50-60-70---100-110-120---150	0,50-0,75
Doğal beyaz / Natural white	10	48 (DC)	-25 / +50	30-40-50-60-70---100-110-120---150	0,50-0,75
Kırmızı / Red	10	48 (DC)	-25 / +50	30-40-50-60-70---100-110-120---150	0,50-0,75
Yeşil / Green	10	48 (DC)	-25 / +50	30-40-50-60-70---100-110-120---150	0,50-0,75
Mavi / Blue	10	48 (DC)	-25 / +50	30-40-50-60-70---100-110-120---150	0,50-0,75
Amber / Amber	10	48 (DC)	-25 / +50	30-40-50-60-70---100-110-120---150	0,50-0,75



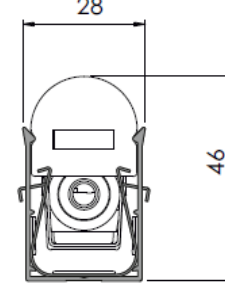
Sabit Ayak Montaj
Fixed mounting bracket



Ayarlı Ayak Montajı
Adjustable mounting with bracket



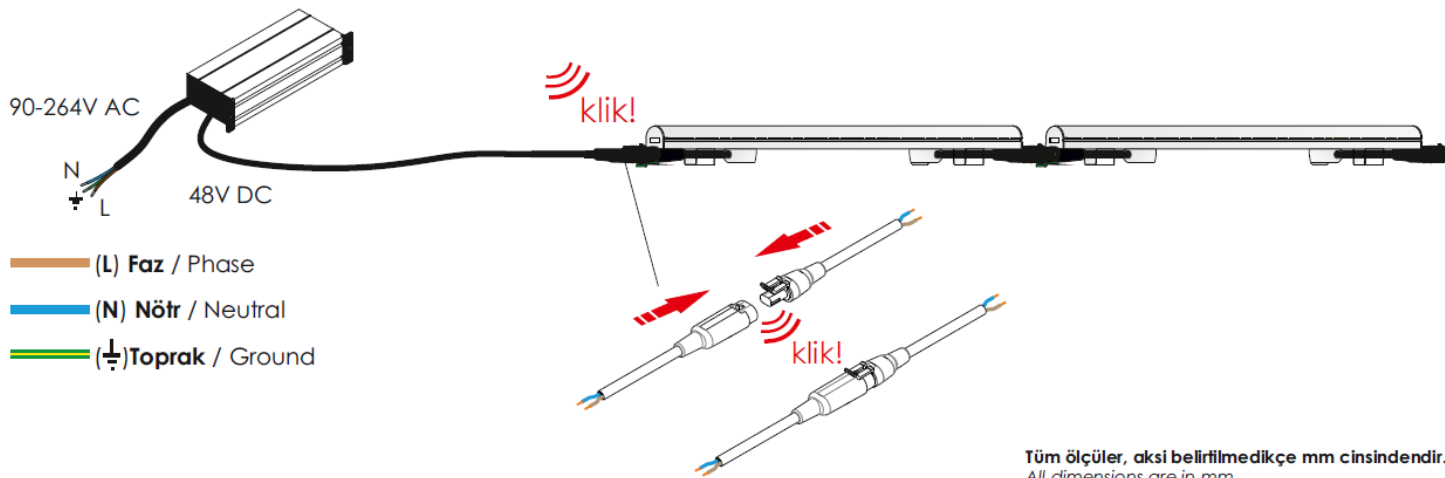
Difüzör Montaj
Mounting diffuser



Alüminyum Kanal ile Sabit Montaj
Aluminum Mounting rail

Sürücü Detayı / Power Supply Detail

Güç Tüketimi (W) Power consumption	Besleme Gerilimi Supply Voltage	Çıkış Gerilimi Çıkış Gerilimi	Maks. seri bağlantı Max serial wiring
75	220-240 V (50/60 Hz)	48V (DC)	max. 6m
100	220-240 V (50/60 Hz)	48V (DC)	max. 8m
150	220-240 V (50/60 Hz)	48V (DC)	max. 12m



Tüm ölçüler, aksi belirtilmedikçe mm cinsindedir.
All dimensions are in mm.

Bu talimat armatürle ilgili ileride oluşabilecek bakım işleri için saklanmalıdır. Yukarıdaki talimatlara uygunsuzluk otomatik olarak EAE'nin sorumluluğu dışındadır.
The present intruction paper has to bekept for any future maintenance operation the luminate. Non compliance with the above will automatically release EAE's from any responsibility.

İkitelli Org.Böl. Ziya Gökalp Mah.Eski Turgut Özal Cad.No: 20 Başakşehir / İstanbul / TÜRKİYE Phone : + 90 (212) 413 21 00 Fax: +90 (212) 549 37 90
GERMANY : 0049 203 29697840 – ITALY : 0039 02 36 555 400
eaeaydinlatma.com

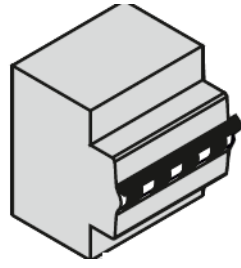
engineering the light



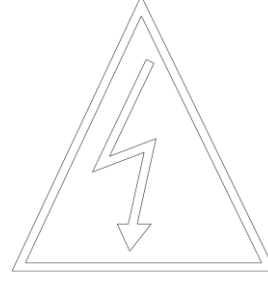
D- BAR INSTALLATION GUIDE CE Voltaj / voltage: 220 – 240 VAC Frekans/Frequency 50-60 HZ

Bu armatür ilgili standartlara uygun dizayn edilmiş ve üretilmiştir. Montajı yalnızca, teknik personeller tarafından talimatlara uygun yapılmalıdır. This luminaire has been designed and manufactured according to relevant standards. For luminaires with non-user replaceable light sources, the light sources must be replaced by the manufacturer, his service agent or other similarly qualified people.

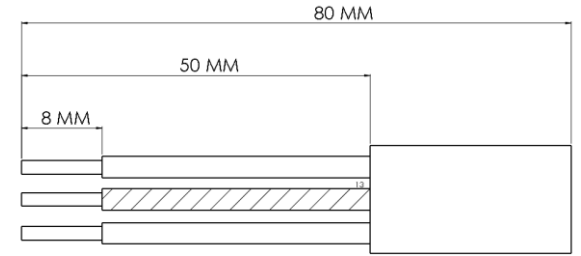
IP66



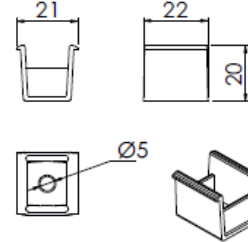
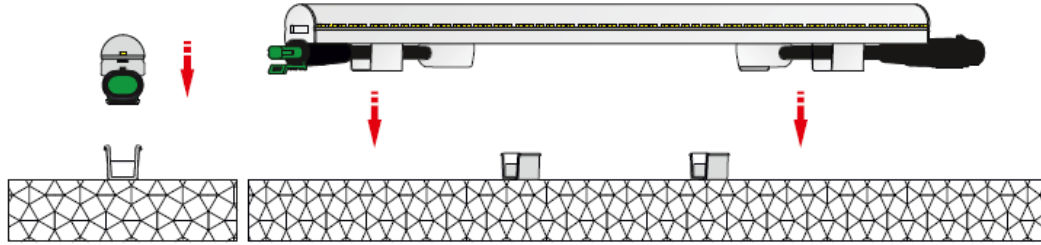
ON
OFF



Kablo Kesim Boyları
Cable Cutting Dimensions

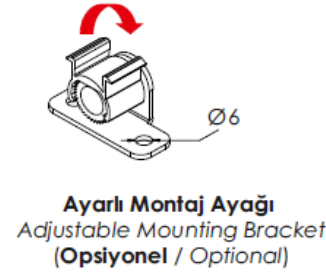
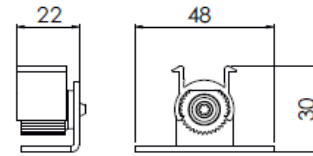
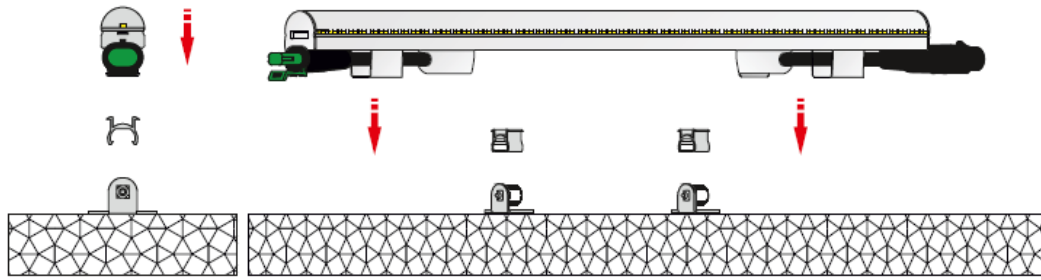


Sabit Ayak Montaj / Fixed mounting bracket

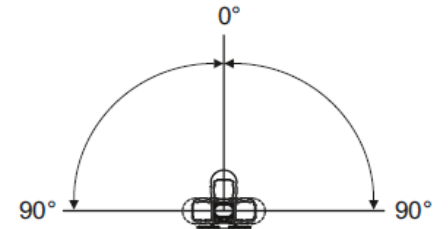


Sabit Montaj Ayağı
Fixed Mounting Bracket

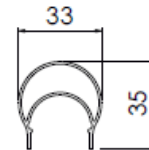
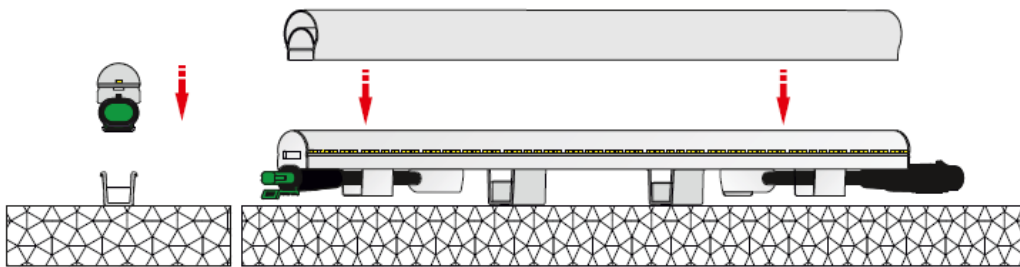
Ayarlı Ayak Montajı / Adjustable mounting with bracket



Ayarlı Montaj Ayağı
Adjustable Mounting Bracket
(Opsiyonel / Optional)

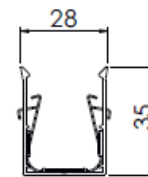
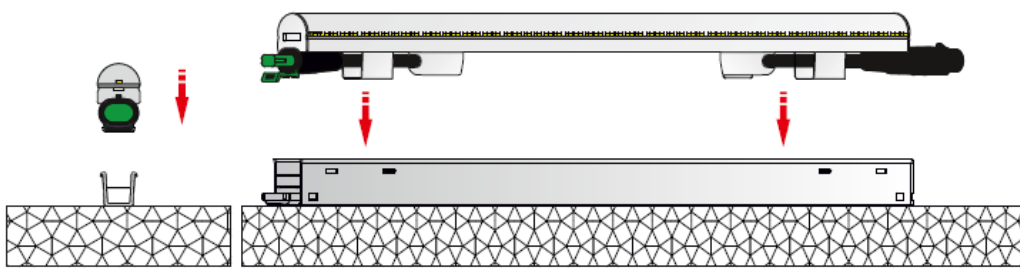


Difüzör Montaj / Mounting diffuser



PC difüzör / PC diffuser
(Opsiyonel / Optional)

Alüminyum Kanal ile Sabit Montaj / Aluminum mounting rail



Alüminyum Kanal ile Sabit Montaj
Aluminum Mounting rail
(Opsiyonel / Optional)

Tüm ölçüler, aksi belirtilmedikçe mm cinsindedir.
All dimensions are in mm.

Kablolama Detayları / Wiring Details / Электрическая схема

KAHVERENGİ / BROWN / КОРИЧНЕВЫЙ.....	220-240V AC
MAVİ / BLUE / СИНИЙ.....	NÖTR / NEUTRAL / НЕЙТРАЛЬ
SARI YEŞİL / YELLOW GREEN / ЖЕЛТО-ЗЕЛЕНЫЙ.....	TOPRAK / GROUND / ЗЕМЛЯ

Bu talimat armatürle ilgili ileride oluşabilecek bakım işleri için saklanmalıdır. Yukarıdaki talimatlara uygunsuzluk otomatik olarak EAE'nin sorumluluğu dışındadır. The present instruction paper has to be kept for any future maintenance operation the luminaire. Non compliance with the above will automatically release EAE's from any responsibility.